

Research Centre-Jeddah

Converis –Research Management

System Quick Start Guide

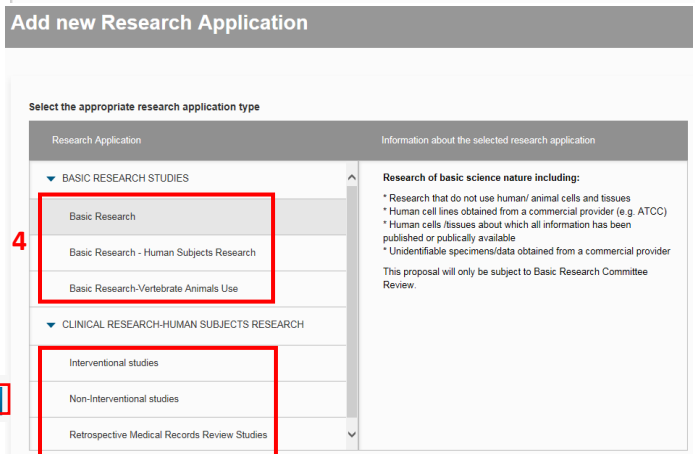
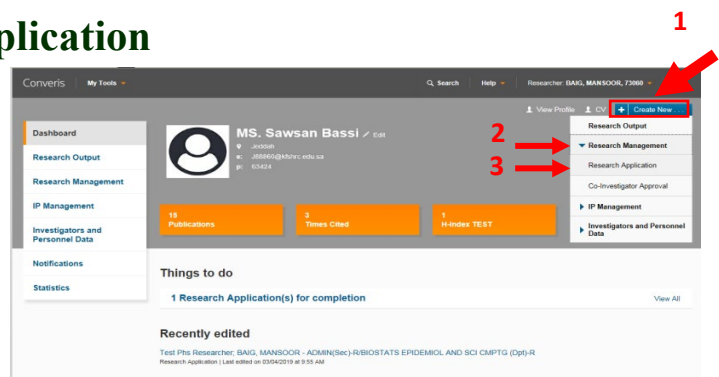
A. Access Converis: *Log-in*

1. [Click here](#) or enter the following link in your web browser rms.kfshrc.edu.sa
2. Click on **login** at the top right
3. Log in using your ID and password that you use to access your computer on a daily basis (e.g. User name: J88860).

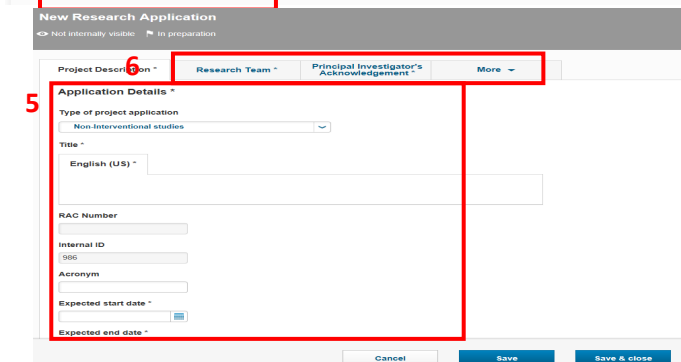
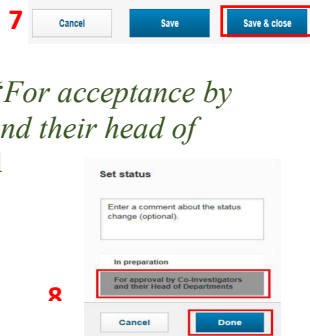


B. Create a New Research Application

1. From your dashboard, click on **Create New** at the top right
2. Click on **Research Management**
3. Select **Research Application**
4. Select the appropriate research application type (e.g. Interventional Study...)
5. Complete the research application information
6. Navigate to the different sections, and add other information such as the members under **Research Team** section
7. Once you've completed all the sections and provided all information required on the research application, click on **Save & Close** to submit your application.



8. Select the status *“For acceptance by Co-investigator and their head of departments”* and click **Done**



9. Your application has been submitted to the next approval step. To check the status of your application, from the left navigation bar, click on **Research Management > Research Applications**